



BOSTON CITY
ARCHIVES

Research and Access FY 2023

Research and Access at a Glance

27,385 visits to Preservica

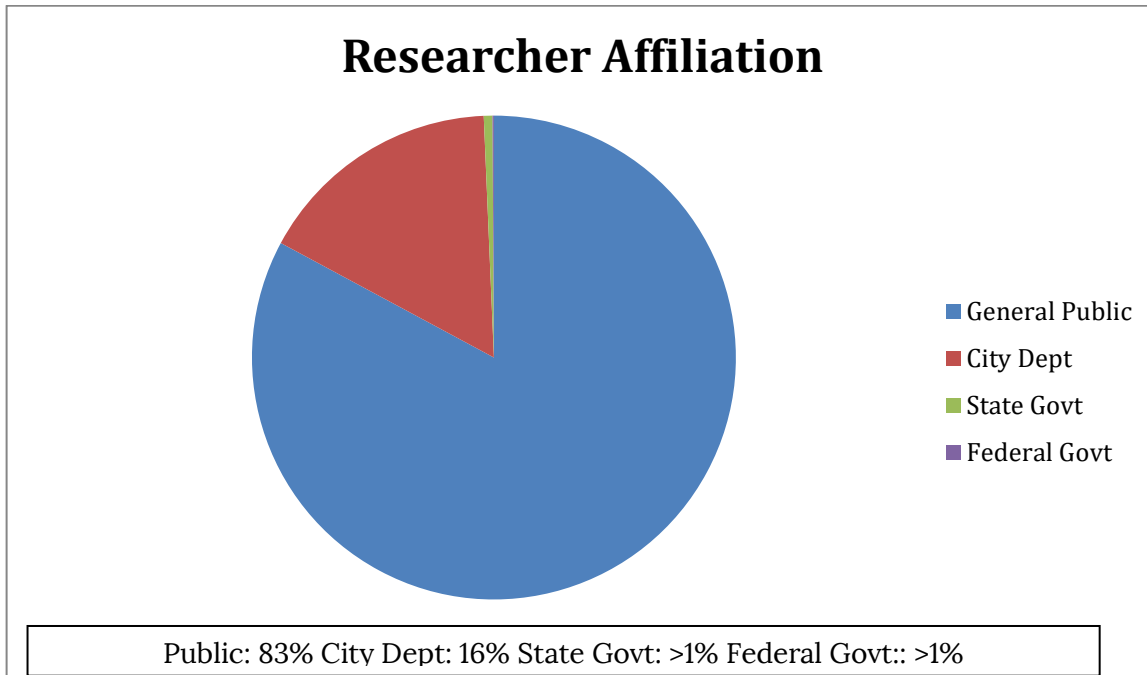
2,088 total research requests

344 requests from city agencies

253 reading room visitors



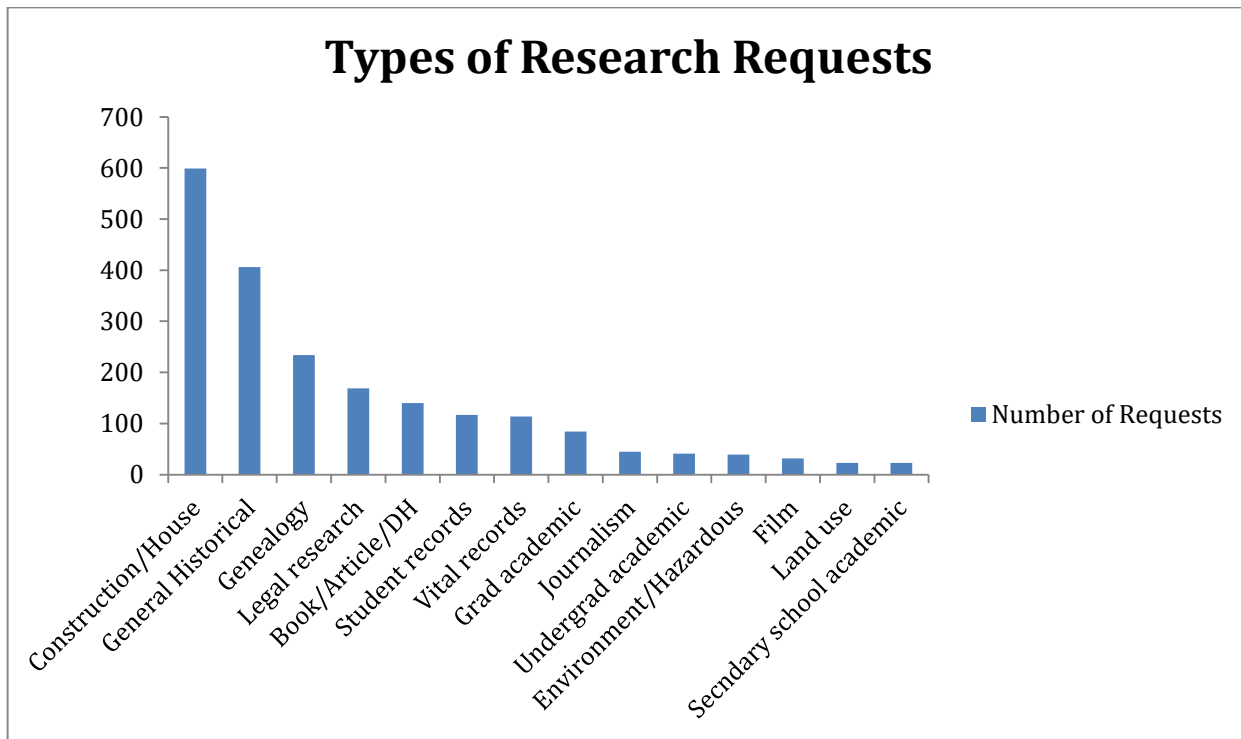
Who Is Contacting Us in FY 2023?



Type of Researcher	Number of Requests
General Public	1729
City Department	344
State Government Agency	12
Federal Government Agency	3



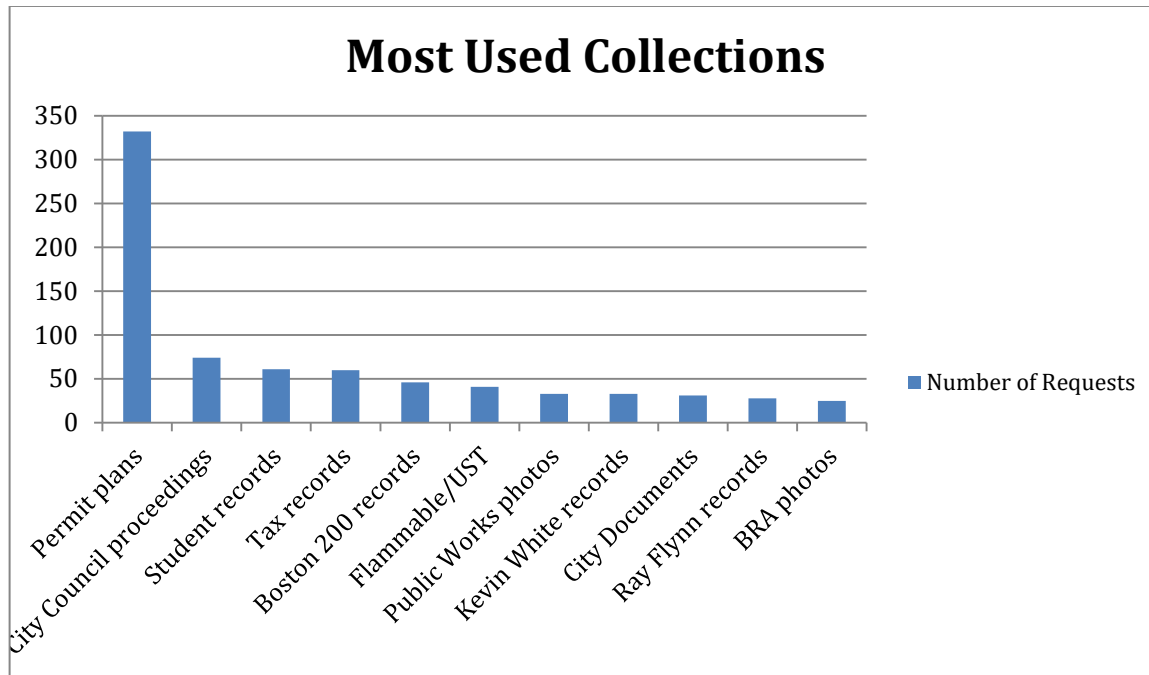
What Kind of Research Are They Doing?



Type of Research	Number of Requests
Construction/House History	599
General historical	406
Genealogy	234
Legal Research	169
Book/Article/Digital Humanities	140
Student records	117
Vital records	114
Graduate academic	84
Journalism	45
Undergraduate academic	41
Environmental/Hazardous materials	39
Film (documentary or feature)	32
Land Use research	23
Secondary school academic	23



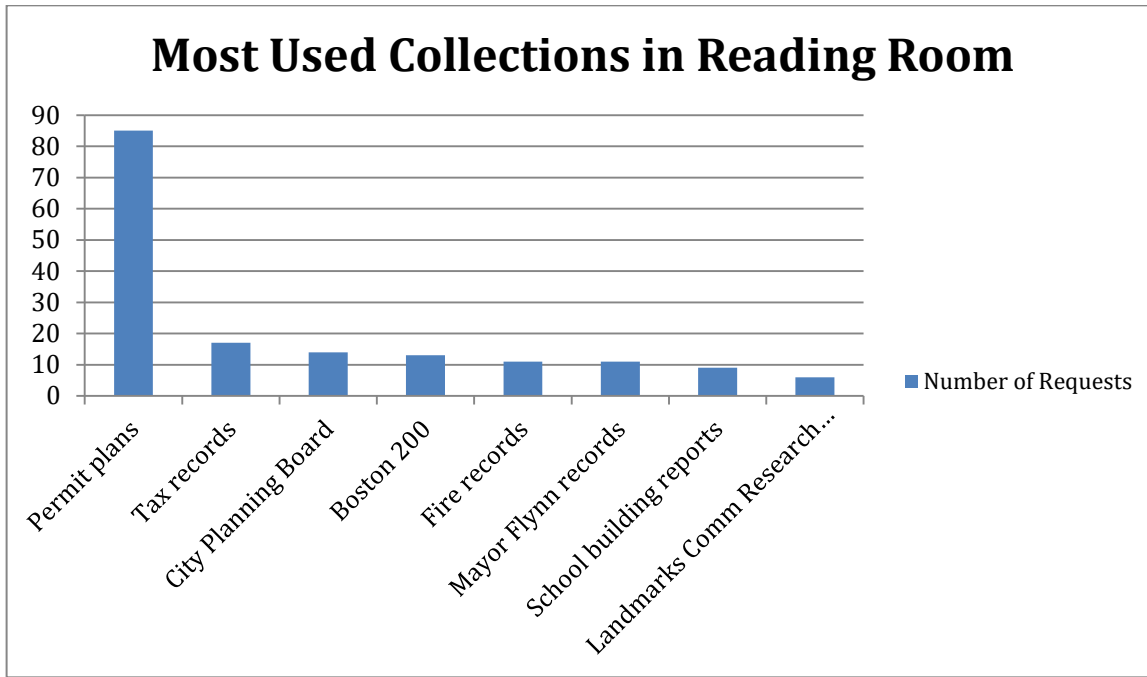
Most Used Collections FY 2023



Collection	Number of Requests
Permit Plans	332
City Council proceedings	74
Student records	61
Tax records	60
Boston 200 records	46
Flammable/UST permits	41
Public Works photographs	33
Mayor Kevin White records	33
City Documents	31
Mayor Raymond Flynn records	28
BRA photographs	23



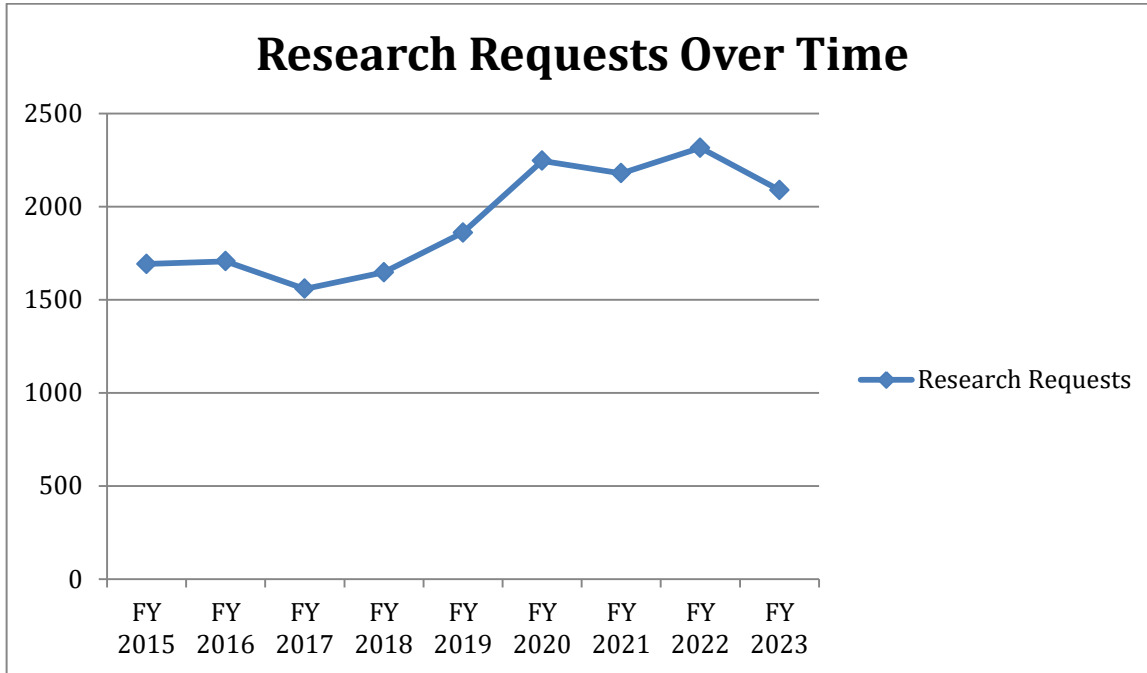
Most Used Collections in Reading Room FY 2023



Collection	Number of Requests
Permit Plans	85
Tax records	17
City Planning Board Reports/Publications	14
Boston 200 records	13
Fire records	11
Mayor Raymond Flynn records	11
School Building annual reports	9
Landmarks Commission research files	6



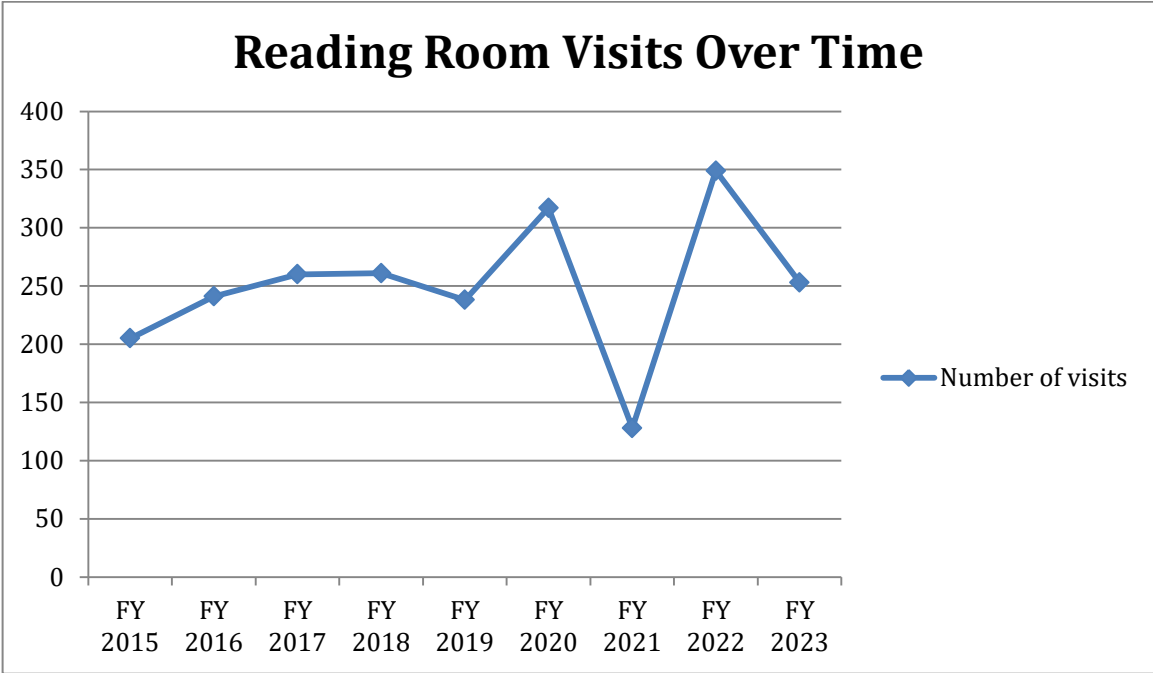
Research Requests Over Time



Fiscal Year	Number of Requests
2015	1691
2016	1706
2017	1558
2018	1647
2019	1860
2020	2245
2021	2178
2022	2315
2023	2088



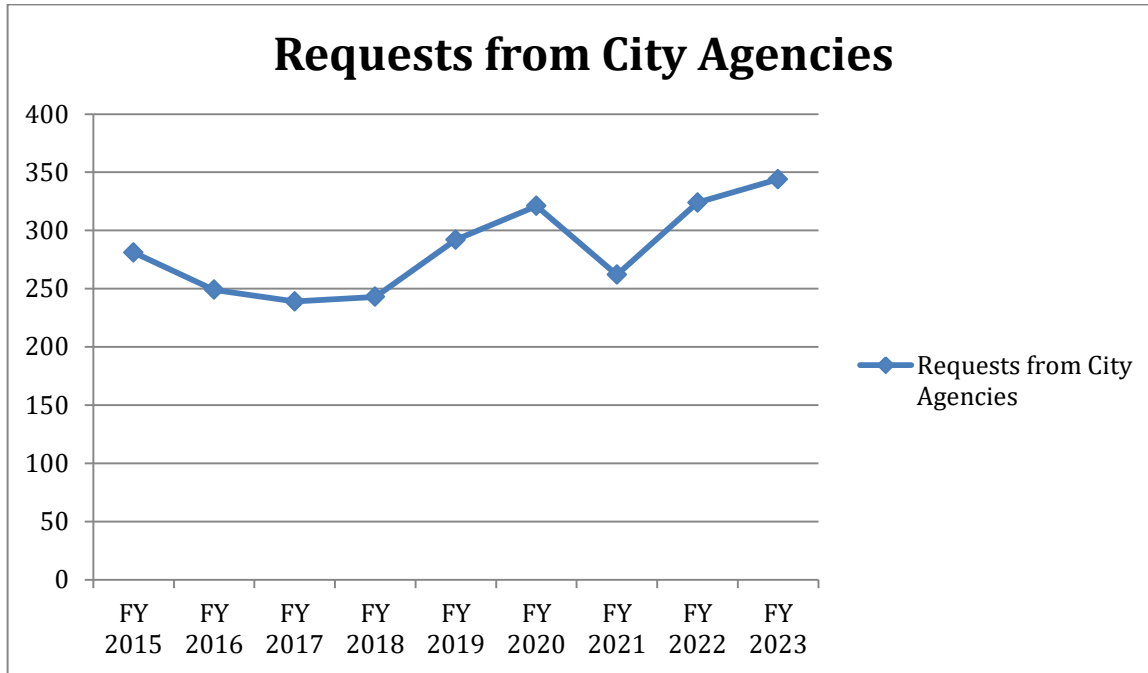
Reading Room Visits Over Time



Fiscal Year	Reading Room Visits
2015	205
2016	241
2017	260
2018	261
2019	238
2020	317
2021	128
2022	349
2023	253



Engagement with City Departments Over Time



Requests from City Agencies by Year

Year	Number of Requests
FY 2016	249
FY 2017	239
FY 2018	243
FY 2019	292
FY 2020	321
FY 2021	262
FY 2022	324
FY 2023	344



Digital Engagement

Quick Numbers for 2023

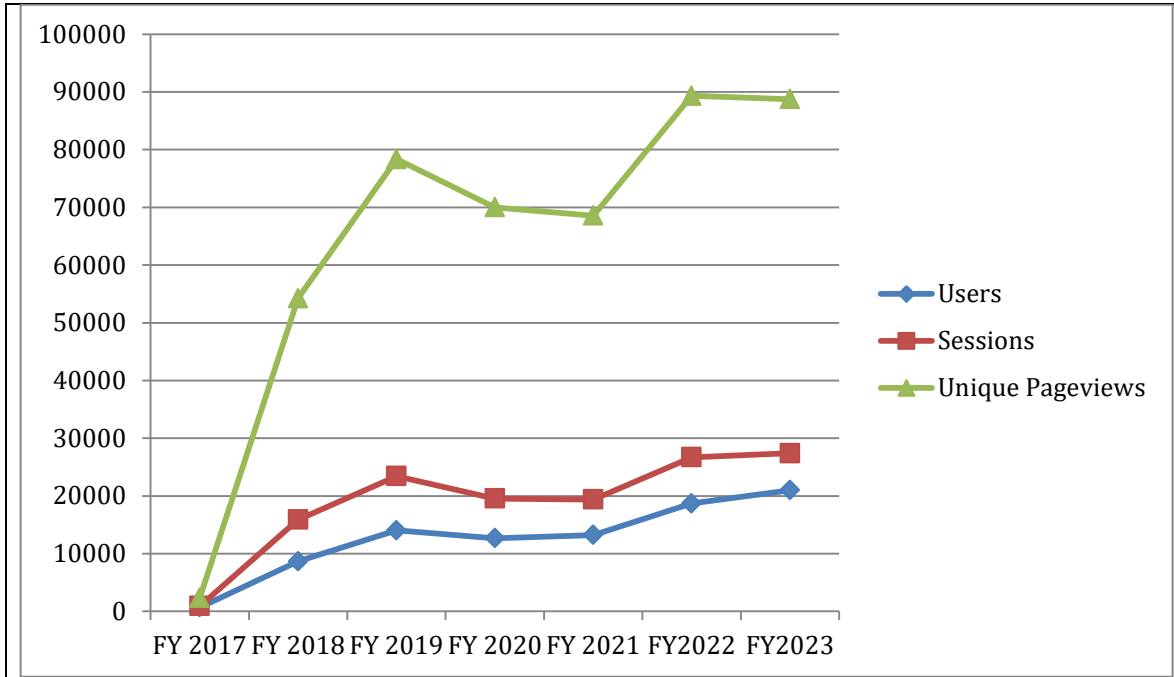
21,004 Unique Visitors to
Preservica

27,385 Sessions in Preservica
(Visits)

88,754 Unique Page Views



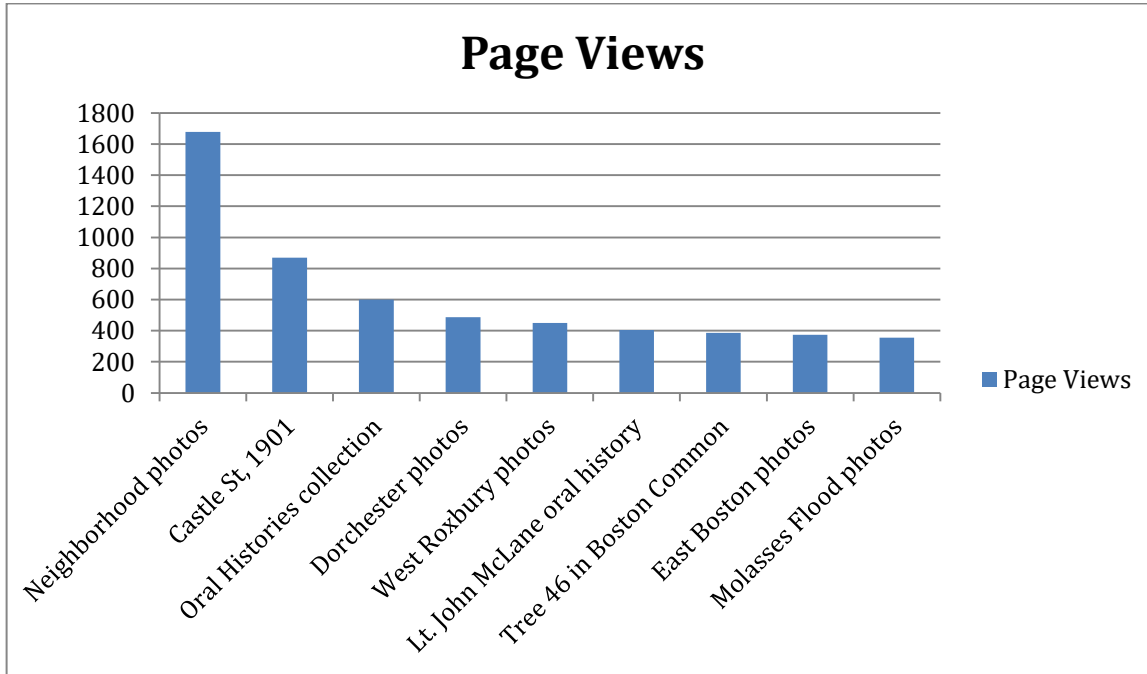
Digital Engagement Over Time



Year	Users	Sessions	Unique Page Views
FY 2017	703	916	2,332
FY 2018	8,668	15,894	54,237
FY 2019	14,037	23,433	78,340
FY 2020	12,685	19,553	70,005
FY 2021	13,239	19,385	68,571
FY 2022	18,704	26,701	89,311
FY2023	21,004	27,385	88,754



Most Popular Digital Records in 2023

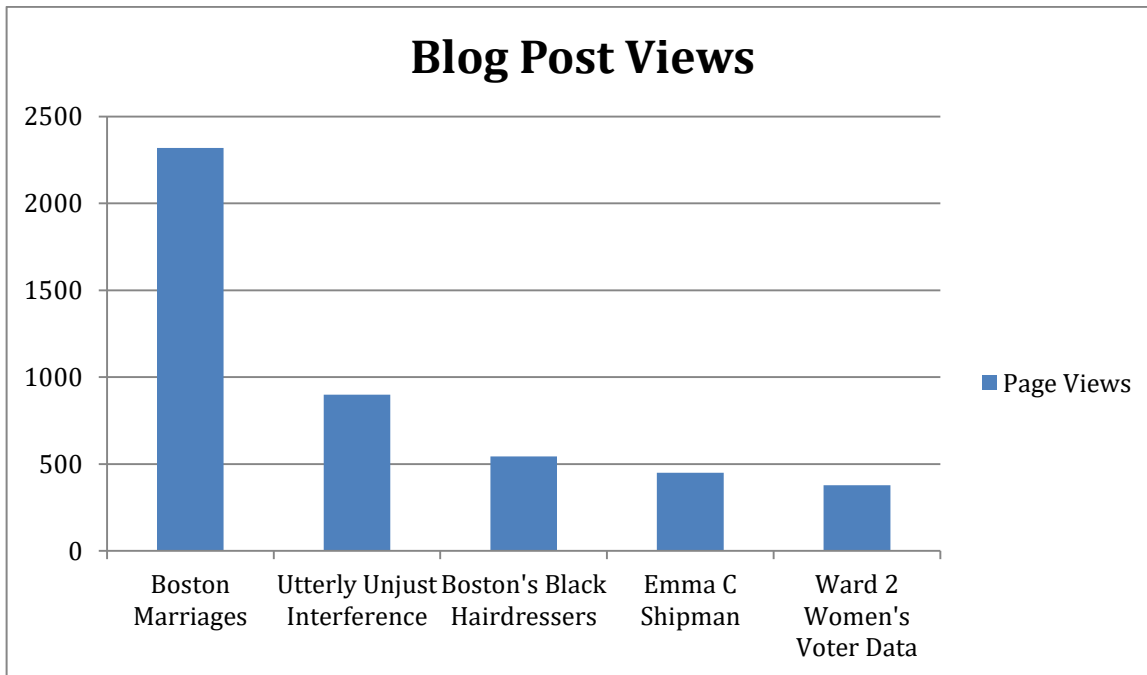


Item/Series/Collection	Number of page views
Neighborhood Photographs Collection	1677
Castle St from Switchtower,1901, Boston Elevated photographs	869
Oral Histories page	599
Dorchester Neighborhood Photographs	487
West Roxbury Neighborhood Photographs	449
Lt. John McLane oral history transcript	405
Tree 46 in Boston Common, 1910, Boston Common Trees Album	386
East Boston photographs	374
Molasses Flood photographs	356



Most Popular Blog Posts in 2023

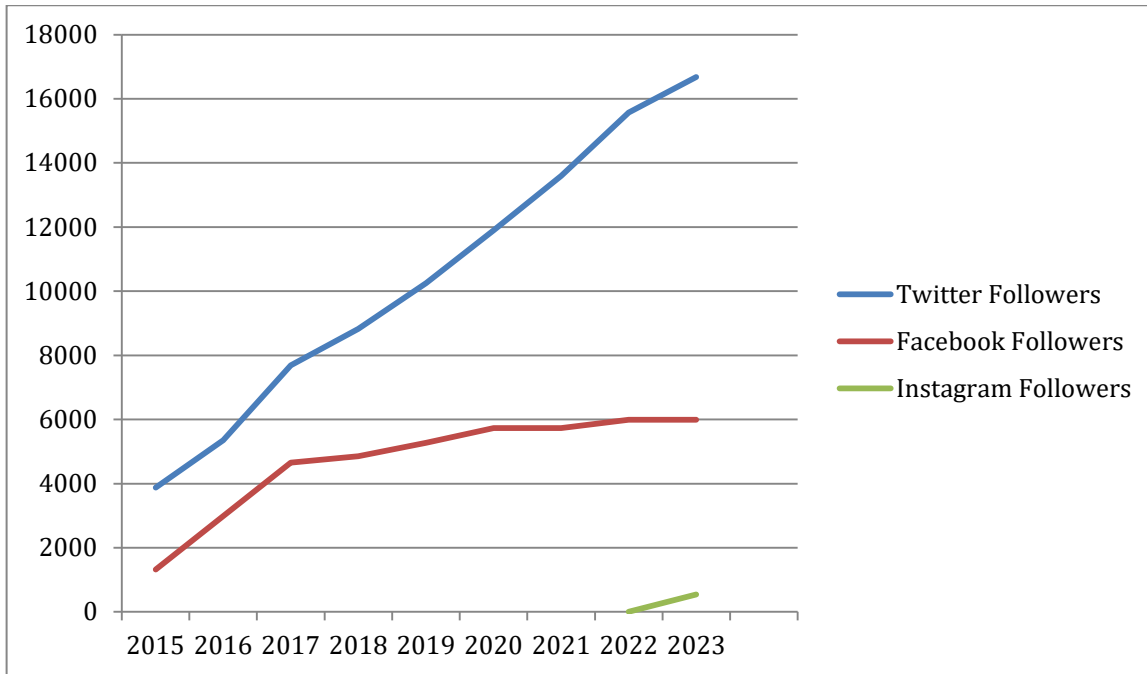
Total Blog Post views: 7,166



Blog post	Number of views
Boston Marriages and the Queer History of Women's Suffrage	2,318
"An Utterly Unjust Interference:" The Bootblack Women of Bromfield Street Fight for Their Jobs	899
Boston's Black Hairdresser: Beauty Culture in the 1920 Women's Voter Registers	544
Emma C Shipman and the First Church of Christ, Scientist in the Women's Voter Registers	449
Ward 2 Women's Voter Data Released	378



Social Media Engagement Over Time



	Twitter Followers	Facebook Followers	Instagram Followers
July 2015	3874	1321	
July 2016	5348	2991	
July 2017	7692	4652	
July 2018	8821	4858	
July 2019	10248	5277	
July 2020	11900	5733	
July 2021	13,600	5732	
July 2022	15,576	5995	
July 2023	16,680	6516	540



Public Programming and Events in FY 2023

September 2022	<ul style="list-style-type: none"> • Massachusetts College of Art and Design Class Oral History Project Research Visit and Tour • “South End Women Claim the Vote: Uncovering Stories from the 1920 Women Voter Registers,” at the South End Historical Society
October 2022	<ul style="list-style-type: none"> • Boston University Historic Preservation Class Research Visit and Tour • Massachusetts Historical Society Fellows Archives Tour
November 2022	<ul style="list-style-type: none"> • “Dorchester Women Claim the Vote: Uncovering Storis from the 1920 Women Voter Registers,’ Virtual program at the Dorchester Historical Society
January 2023	<ul style="list-style-type: none"> • UMass Boston Digital History Class Visit and Talk
February 2023	<ul style="list-style-type: none"> • “Research Your Neighborhood” program at the East Boston Public Library
March 2023	<ul style="list-style-type: none"> • “Voices of West Roxbury: The Boston 200 Oral History Project” at the West Roxbury Historical Society
April 2023	<ul style="list-style-type: none"> • “History of the Hub: Family and Local History Research at the Boston City Archives,” Virtual program at the Boston Public Library • “East Boston Women Claim the Vote: Uncovering Stories from the 1920 Women Voter Register” at the East Boston Public Library
June 2023	<ul style="list-style-type: none"> • New England Historic Genealogical Society Tour and Research Visit • Voices of Black Boston: The Black Experience in the Boston 200 Oral History Project,” Virtual program for the African American Historical and Genealogy Society

Report prepared by Marta Crilly, Archivist for Reference and Outreach

Questions? Email marta.crilly@boston.gov

